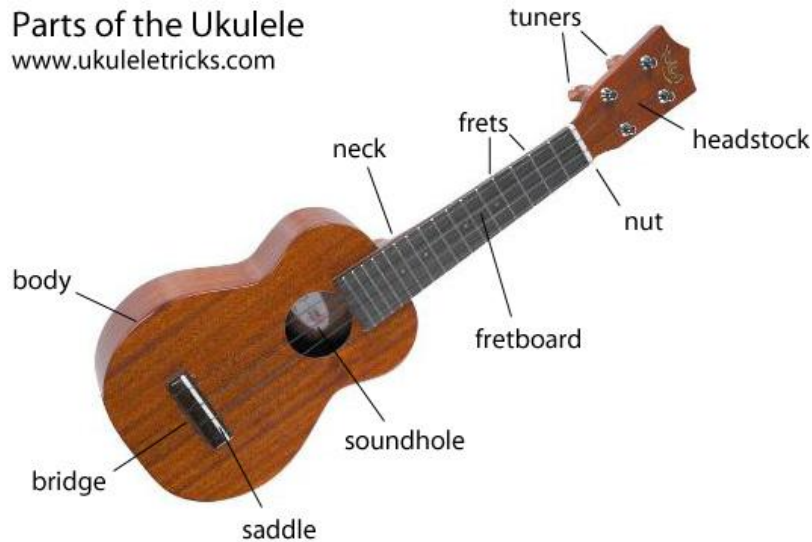


## Two Minute Tips

Jan. 25, 2016: Terminology---Libby

Parts of the Ukulele  
www.ukuleletricks.com



**Fret markers** on most ukuleles designate the 3<sup>rd</sup>, 5<sup>th</sup>, 7<sup>th</sup>, 10<sup>th</sup>, and 12<sup>th</sup> frets. On some instruments they are dots; on others they are fancy inlays. Many ukuleles also have dot markers on the side of the fingerboard at the same positions.

The **tail** is where people usually put an endpin if they choose to use a strap.

The **heel** of the ukulele is at the back, where the neck meets the body. Many people put a second strap pin on the heel.

The ukulele, if it is standard guitar-shape like the one pictured above, has two **bouts**: the upper bout, near the neck, and the lower bout. These are the curved parts of the body—separated by the narrow **waist**.

### Other Common Terms

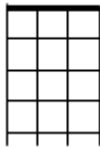
**This information is adapted from [kauairainbow.com](http://kauairainbow.com), a great ukulele website!**

Let's make sure of some terminology. Some of this may seem pretty basic. We're not trying to insult you, just making sure we're all talking the same language.

#### **String pitch:**

A ukulele has four strings, and here at SOUP, most of us (except for baritone players) use a uke in standard, or **C6** tuning. The strings are tuned to G, C, E, and A. Most people use **re-entrant** tuning with the G string tuned a fifth above the C string ("high G"). Some people choose **linear** or "low G" tuning with the G string an octave lower than in re-entrant tuning.

G C E A

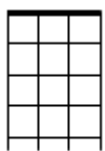


Standard C6 tuning

### String number:

The strings are numbered 1, 2, 3, and 4, with string 1 being the highest pitch string (the string closest to the floor as you hold the uke). Note that on a diagram in a book, this means that string 1 is on the right – this is not necessarily what you'd expect, but it's the convention that everyone uses, so we'll use it here too. So, the A string is string #1, closest to the floor. The G string is string #4, closest to the ceiling..

G C E A



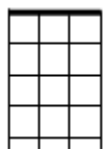
ceiling

4 3 2 1

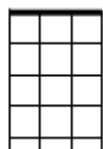
floor

### Up and down the neck:

Here's some more counter-intuitive notation:



UP



DOWN

When we speak of playing "up the neck" or "higher up on the fretboard", it'll be shown as farther down on the diagram of the fretboard. ***The note will be a higher pitch, which is why it's called "up"***, but the fact that it is diagrammed farther down the page can be confusing at first. This terminology is used for all stringed instruments, so it is important to say "up" when referring to movement toward the soundhole, and "down" when moving towards the nut.

Sometimes, you will hear someone say something like, "Shift the G7 chord shape across one fret, or towards the ceiling." This refers to movement when you are holding your ukulele in strumming position. If you say "up" when you mean "across", people may get confused.

**Want to learn more ukulele terminology?** Check out this link:

<http://www.gotaukulele.com/p/ukulele-glossary.html>